

No.AAAD/Coord./L (2)/2014  
Government of India  
Ministry of Finance  
Department of Economic Affairs  
O/o the Controller of Aid Accounts & Audit  
5<sup>th</sup> FLOOR, B-Wing, Janpath Bhawan

New Delhi, 16<sup>th</sup> January 2015.


To,

Sh Kaushik  
Flat 101,1-113/64&65/IN,  
Laxmi Nivas, Opp Kothaguda Post Office,  
Kondapur,  
Telangana -500084

Sir,

With reference to your application registration No. DOEAF/R/2015/80012 dated 09/01/2015, the desired information is as under:-


Loan Amount & Duration of loan that Govt. of India borrowed from other countries/Banks in last 10 years	Information may be seen at Annexure A
What is the interest paid on these loans for last 10 years	Annexure B
Are there any surety/agreements that govt. signed	Yes
In case Govt. is unable to pay back loan within stipulated time what will be possible actions that banks/countries can take on us	Terms and conditions enclosed

  
(Gireesh Kumar)  
Dy. CAA&A



Copy to:

1. Shri Ropna kharia, SO (RTI), Ministry of Finance (DEA), New Delhi-110001,  
Registration No.DOEAF/R/2015/80012

  
19-1-15

Aid, Accounts & Audit Division  
सरकारी ऋण एवं ऋण परीक्षण विभाग  
Authorisation of Government Loans From 2004-2005 To 2013-2014  
सरकारी ऋण का परिचय 2004-2005 से 2013-2014

Fluence A

Donor	LC	INR in Thousands And LC in Thousands											
		2004-2005	2005-2006	2006-2007	2007-2008	2008-2009	2009-2010	2010-2011	2011-2012	2012-2013	2013-2014	Agreement Amount/(Net of cancellation)	
Asian Development Bank													
Total	USD	1,474,600.00	544,376.70	1,343,120.00	967,860.00	1,330,500.00	850,400.00	1,225,900.00	1,736,378.00	1,266,940.00	2,602,200.00		
Total	INR	66,205,418.48	24,085,175.19	60,792,783.65	38,674,311.09	60,859,870.70	40,359,693.81	55,835,281.50	83,046,731.66	69,982,813.98	167,144,091.6		
Germany													
Total	EUR	0.00	0.00	20,000.00	182,000.00	400,638.00	50,000.00	0.00	250,000.00	358,000.00	0.00		
Total	INR	0.00	0.00	1,160,550.00	10,348,438.28	26,047,317.38	3,353,953.15	0.00	16,448,685.00	25,064,123.79	0.00		
France													
Total	EUR	0.00	0.00	0.00	0.00	0.00	0.00	0.00	126,100.00	110,000.00	203,000.00		
Total	INR	0.00	0.00	0.00	0.00	0.00	0.00	0.00	8,230,871.93	7,699,194.46	16,452,328.26		
Japan													
Total	EUR	0.00	25,822.86	0.00	0.00	0.00	0.00	0.00	0.00	0.00	0.00		
Total	INR	0.00	1,390,823.86	0.00	0.00	0.00	0.00	0.00	0.00	0.00	0.00		
Russian Federation													
Total	JPY	118,550,000.0	134,829,000.0	184,893,000.0	204,228,000.0	203,852,000.0	218,217,000.0	48,017,000.00	206,934,000.0	349,251,000.0	311,640,000.0		
Total	INR	49,579,506.80	52,744,989.97	71,692,445.64	71,966,066.87	93,130,466.90	111,513,687.7	25,574,334.37	125,479,604.2	230,497,976.4	188,186,360.0		
IBRD													
Total	USD	0.00	0.00	0.00	0.00	0.00	0.00	0.00	0.00	0.00	4,200,000.00		
Total	INR	0.00	0.00	0.00	0.00	0.00	0.00	0.00	0.00	0.00	228,392,791.2		
IDA													
Total	USD	621,320.00	1,355,530.00	1,103,000.00	931,500.00	310,000.00	3,238,230.00	1,563,610.00	2,640,660.00	481,700.00	391,000.00		
Total	INR	27,895,631.41	59,973,612.51	49,924,385.29	37,510,534.38	14,180,052.56	163,666,252.7	71,212,187.76	121,513,103.0	26,194,477.98	23,612,074.37		
IDA													
Total	USD	514.80	1,000.00	1,957.03	1,216.00	5,672.50	3,786.00	0.00	0.00	0.00	3,000.00		
Total	INR	23,113.08	44,243.66	88,579.62	48,926.78	259,472.09	179,634.76	0.00	0.00	0.00	163,137.71		
IFAD													
Total	XDR	902,500.00	429,200.00	1,086,200.00	820,300.00	789,400.00	351,400.00	2,356,400.00	1,486,436.00	886,700.00	1,279,700.00		
Total	INR	60,411,002.50	27,680,605.05	71,722,124.64	51,419,009.27	54,824,876.45	25,922,290.61	164,311,767.2	111,808,467.3	73,583,741.66	117,836,673.9		
OPEC													
Total	XDR	0.00	9,950.00	27,750.00	10,400.00	38,860.00	26,820.00	12,600.00	66,700.00	0.00	43,450.00		
Total	INR	0.00	641,710.21	1,866,712.69	651,905.03	2,769,018.77	1,978,474.20	878,697.98	4,264,928.37	0.00	4,000,937.06		

Grand Total (INR)

204,114,572.38 167,224,795.39 237,247,581.42 210,919,191.62 253,443,037.99 336,992,297.01 317,817,168.89 470,792,289.55 661,567,257.25 507,413,532.40

Note : Data for current financial year (2014-2015) upto 15/01/2015. Provisional 2013-2014,2012-2013

(i) Loan Currencies can not be summarized as they are in different currencies. However the summary in loan currencies is as under :

0.00	25,822.85	20,000.00	182,000.00	400,638.00	50,000.00	0.00	375,100.00	468,000.00	203,000.00
18,550,000.00	134,829,000.00	184,893,000.00	204,228,000.00	203,662,000.00	218,217,000.00	48,017,000.00	206,834,000.00	349,251,000.00	311,540,000.00
2,096,434.80	1,915,905.70	2,448,677.03	1,900,565.00	1,676,172.50	4,092,415.00	2,789,410.00	4,277,078.00	5,971,640.00	2,996,200.00
907,500.00	439,150.00	1,093,950.00	830,700.00	898,260.00	378,220.00	2,369,000.00	1,543,136.00	865,700.00	1,323,150.00

Aid, Accounts & Audit Division  
 सरकारी ऋण एवं लेखा परीक्षा प्रभाग  
 Interest Payment of Government Loans From 2004-2005 To 2013-2014  
 सरकारी ऋण के ब्याज का प्रस्ताव 2004-2005 से 2013-2014

Annexure B

Donor	LC	2004-2005	2005-2006	2006-2007	2007-2008	2008-2009	2009-2010	2010-2011	2011-2012	2012-2013	2013-2014
INR in Thousands And LC in Thousands											
Asian Development Bank	USD	27,417.45	49,996.20	102,078.92	154,654.85	148,170.39	83,687.78	41,826.19	39,501.38	69,661.57	51,434.02
Total	INR	1,220,020.92	2,237,697.31	4,827,220.73	6,198,195.84	5,744,501.31	3,974,313.90	1,917,556.88	1,921,940.65	3,842,102.40	3,092,783.31
E.E.C.(SAC)	GBP	144.93	141.50	134.49	127.98	135.90	127.61	82.67	132.03	58.07	71.04
Total	INR	11,738.20	11,610.79	11,201.45	10,425.26	10,859.51	9,686.77	5,709.53	10,086.40	5,096.04	6,375.81
Belgium	EUR	17.35	0.00	0.00	0.00	0.00	0.00	0.00	0.00	0.00	0.00
Total	INR	1,034.30	0.00	0.00	0.00	0.00	0.00	0.00	0.00	0.00	0.00
Rep. of Czech & Slovak	INR	507.90	0.00	0.00	0.00	0.00	0.00	0.00	0.00	0.00	0.00
Total	INR	507.90	0.00	0.00	0.00	0.00	0.00	0.00	0.00	0.00	0.00
Germany	EUR	16,655.05	15,254.10	14,361.42	13,765.40	14,113.81	14,898.04	16,679.76	21,859.60	25,307.55	23,850.94
Total	INR	962,638.22	814,462.48	838,543.85	770,890.00	943,697.08	1,009,895.77	958,575.67	1,487,354.88	1,828,807.05	1,952,674.55
France	EUR	12,488.01	11,588.75	10,556.53	9,553.53	8,471.91	7,493.39	6,497.27	5,556.93	4,736.47	4,972.71
Total	INR	719,128.54	619,147.98	615,223.77	539,303.01	576,587.06	508,716.87	380,893.89	372,145.66	340,313.00	410,116.44
Japan	JPY	26,990,760.99	26,293,022.48	24,486,650.61	23,664,229.11	23,250,978.91	23,113,770.98	22,991,604.68	22,380,265.96	22,103,482.12	21,702,787.39
Total	INR	10,991,539.80	9,927,521.03	9,485,493.80	8,339,184.91	10,622,421.02	11,824,326.37	12,304,914.61	13,611,942.19	14,494,036.84	13,168,941.92
Russian Federation	INR	182,539.84	130,978.68	96,675.62	33,706.57	20,005.94	9,999.90	3,337.69	312.13	5.03	0.00
Total	INR	182,539.84	130,978.68	96,675.62	33,706.57	20,005.94	9,999.90	3,337.69	312.13	5.03	0.00
Russian Federation	USD	13,227.03	24,069.10	34,179.94	46,187.84	54,572.48	59,257.77	60,556.14	55,079.27	47,659.51	40,591.97
Total	INR	579,215.67	1,082,700.66	1,496,456.66	1,839,257.92	2,719,638.98	2,694,778.62	2,713,047.09	2,810,644.60	2,583,145.21	2,443,556.87
Switzerland	CHF	586.97	435.11	327.01	301.54	275.39	242.91	209.49	175.53	141.98	107.61
Total	INR	22,151.20	14,950.53	12,062.08	10,213.46	12,076.71	10,523.28	9,416.49	9,742.88	8,504.77	7,216.33
United States of America	USD	25,512.34	22,568.36	19,775.87	17,248.91	14,838.80	12,809.97	11,129.51	9,776.94	8,778.01	7,939.33
Total	INR	1,150,112.71	986,898.40	896,332.33	693,525.20	690,899.84	607,600.31	507,631.86	468,498.12	478,280.92	487,245.33
I.B.R.D	USD	58,506.12	146,183.71	242,171.30	293,436.63	198,076.69	113,766.61	64,543.16	70,135.22	89,832.49	61,850.08
Total	INR	2,615,003.60	6,470,345.90	10,946,686.61	11,852,737.63	9,174,838.92	5,451,775.75	2,947,267.01	3,360,995.43	4,900,587.54	3,787,019.73

		INR in Thousands And LC in Thousands											
Donor	LC	2004-2005	2005-2006	2006-2007	2007-2008	2008-2009	2009-2010	2010-2011	2011-2012	2012-2013	2013-2014		
I D A	Total												
	Total	91,296.44	91,926.22	98,059.27	102,392.03	102,893.63	105,003.76	104,750.71	116,787.45	111,518.88	117,146.99		
I D A	Total	6,091,072.32	6,011,963.08	6,632,826.05	6,342,767.83	7,410,886.51	7,731,026.54	7,279,173.99	8,766,406.65	9,313,172.80	10,736,678.89		
	Total	38,894.65	37,100.95	35,207.24	33,313.54	31,423.50	29,526.61	27,632.78	26,743.18	23,889.38	22,028.92		
I F A D	Total	1,755,049.63	1,639,167.78	1,596,876.66	1,346,256.28	1,437,626.64	1,411,841.81	1,262,776.19	1,227,639.34	1,299,652.01	1,336,316.77		
	Total	1,723.13	1,717.93	1,716.18	1,715.00	1,730.26	1,719.29	1,726.17	1,770.24	1,845.29	1,918.55		
O P E C	Total	116,480.16	112,946.29	113,884.99	107,110.87	123,894.77	126,306.33	119,009.63	135,327.24	160,226.47	172,831.84		
	Total	356.61	252.69	193.86	185.08	233.12	271.89	311.42	308.92	356.89	404.04		
Grand Total (INR)	Total	16,046.28	11,113.17	8,784.91	7,481.02	10,818.73	12,834.39	14,347.65	15,028.82	19,607.93	24,826.71		
	Total	26,431,259.18	30,081,503.07	37,257,169.51	38,121,481.14	40,721,659.22	35,391,445.47	30,437,004.47	34,178,431.94	39,283,544.80	37,625,592.29		

Note : Data for current financial year (2014-2015) upto 15/01/2015. Provisional 2013-2014,2012-2013

(i) Loan Currencies can not be summarized as they are in different currencies. However the summary in loan currencies is as under :

586.97	435.11	327.01	301.54	275.39	242.91	209.49	175.53	141.98	107.61
29,160.42	26,842.85	24,917.95	23,316.93	22,585.72	22,391.43	23,077.02	27,416.53	30,044.01	28,623.65
144.33	141.50	134.49	127.98	135.90	127.61	82.67	132.03	59.07	71.04
183,047.74	130,978.68	96,676.62	33,706.57	20,005.94	9,999.90	3,337.69	312.13	5.03	0.00
26,990,760.99	25,293,022.48	24,486,550.61	23,664,239.11	23,230,978.91	23,113,770.98	22,991,504.88	22,380,265.96	22,103,462.12	21,702,787.39
164,014.21	280,111.00	433,687.12	545,026.86	447,313.97	299,320.62	205,998.19	200,544.91	240,157.85	184,248.37
93,019.58	93,643.15	99,775.46	104,107.03	104,623.89	106,723.05	106,486.88	117,957.68	113,363.97	119,064.54

Terms and Conditions of External Agencies

S. No.	Donor	Currency	Type of Loan/Credit	Rate of Interest	Maturity Period	Other Charges
	1	2	3	4	5	6
1	Asian Development Bank (ADB)	USD	Variable	LIBOR + Spread	15-25 Years Grace 0-5 Years	Commitment Charges Loans negotiated upto 30/09/2007: Project Loans-0.55% Programme Loans-0.75% Loans negotiated after 01/10/2010-0.15% p.a.
2	International Development Association (IDA)	SDR	Fixed - Normal Old Credits applicable for Loans signed upto June 2011) Fixed - IDA 16 (Current Credits)	Service Charges - 0.75% p.a. plus Interest- 1.35% p.a. Service Charges - 0.75% p.a.	35 Years Grace 10 Years 20 Years Grace 5 Years	Commitment Charges of 0.50% p.a. (presently fully waived upto 30/06/2015). Under Accelerated Repayment Clause at credits signed after Jan. 1997, the maturity period has been reduced to 20 years (15 +5).
3	International Bank for Reconstruction and Development (IBRD)	USD	Fixed - Hard Terms Variable	IBRD Lending rate less 200 basis points plus Service Charges - 0.75% p.a. LIBOR + Spread	20 Years Grace 5 Years 18 to 25 Years Grace 5 Years	Commitment Charges of 0.25% p.a. after waiver (0.75%-0.50%) (Applicable on Loans signed prior to 16th May, 2007). Front-end fee of 0.25% on Loan Agreement amount (Applicable on current loans).
4	Japan (JICA)	JPY	Fixed	General Terms - 1.40% p.a. (Standard Rate), Preferential Terms - 0.65% p.a. (Standard Rate), Fixed 1.2 to 3.75%, 0.3% 0.55/0.65/0.75 for Environment Loans, Consultancy Services - 0.01% p.a.	20/30/40 Years Grace 10 Years	Commitment Charges of 0.10% p.a. (Applicable on Loan Agreements signed after October 2007). JICA has introduced Front-end fee of 0.20% on loan amount in place of commitment charges for new loans from 2013-14.
5	Germany (KfW)	Euro	Govt. Portion Fixed Bank Portion Fixed	Treasury 0.75% Bank 1.79% p.a. to 5.5% p.a.	15 to 50 Years Grace 5-10 Years	Commitment Charges of 0.50% p.a. Management Fee of 0.25% on Loan Agreement amount in some cases.
6	France	EURO	Variable	EURIBOR + Spread	30 & 25 Years Grace 5 Years	None
7	International Fund for Agricultural Development (IFAD)	SDR	Fixed	Service Charges - 2% p.a.	25 Years Grace 5 Years	None
8	Russian Federation	USD	Fixed	4% p.a.	20 Years Grace 4 Years	None
9	Organization of the Petroleum Exporting Countries (OPEC)	USD	Fixed	3% & 2.75% p.a.	20 Years Grace 5 Years	None

Note: SDR - Special Drawing Rights  
Commitment Charges are charged on undisbursed balances of committed loans amount.

AAAD/Disb.I/RTI/2015  
Government of India  
Ministry of Finance  
Department of Economic Affairs  
O/o the Controller of Aid Accounts & Audit  
5<sup>th</sup> Floor, B-Wing, Janpath Bhawan

New Delhi, the 21<sup>st</sup> Jan., 2015

To

Ms. Pushpa Singh,  
D/o Shri Randhir Singh,  
Gram-Sarva, Post-Chakujot,  
District- Bharach-271801,  
Uttar Pradesh

**Subject:** Information sought vide application dated 09/12/2014 under RTI Act 2005

Madam,


With reference to your RTI application dated 9/12/2014 received in this office on 14<sup>th</sup> January, 2015 from M I Division, Department of Economic Affairs, the requisite information in respect of **point No.8** of the RTI application is furnished as under:

- (i) Out of total Loan amount of XDR 20.40 Million of IFAD's project (i.e. Women's Empowerment and Livelihood Programme in the Mid-Gangetic), XDR 4.69 Million (equivalent to INR 39.62 crore) has been disbursed so far. A system generated statement showing the disbursement from 5/5/2009 to till date is enclosed (Annexure-A)
- (ii) A system generated statement "Loan wise monthly disbursement statement of Loans & Grants" in respect of above project showing date of loan agreement, terminal disbursement date, cumulative drawls and undrawn balance is enclosed (Annexure-B).

3. If you are not satisfied with the information provided, you may file an appeal with the following authority within 30 days.


The Name and Address of the First Appellate Authority is given below:

Shri S.G. Dastidar, Controller of Aid Accounts & Audit & Appellate Authority, Ministry of Finance (DEA), Janpath Bhawan, 5<sup>th</sup> Floor, 'B' Wing, New Delhi -110001.

  
(R.K. Sharma)  
Dy. CAA&A and CPIO

Copy for information to:

1. Shri Ashok Kumar, Under Secretary(MI), Ministry of Finance (DEA), North Block, New Delhi.
2. Shri Lopamudra Mohanty, Director & CPIO, Ministry of Women and Child Development, Shastri Bhawan, New Delhi.

  
(R.K. Sharma)  
Dy. CAA&A and CPIO

34 letters  
issued.  
21-1-15

o/c

**Aid Accounts & Audit Division  
Disbursement Register**

*Annexure - A*

From Date	01-APR-2008	Disb Type		Disbursing		Donor	IFAD		
To Date	21-JAN-2015	Nature		Government		Loan	710-IN		
Value Date/ Appl. No.	Document Details	Currency	Exchange Rate	Reimbursement		Direct	RF/SPL a/c	Total	
<b>Government Loans</b>									
<b>Donor</b>	IFAD (I F A D)					<b>Agreement Date</b>	11/12/2008		
<b>Loan/Grant No</b>	710-IN (Women's Empowerment and Livelihoods Programme in the Mid-Gangetic					<b>Terminal Date of Disbursal</b>	30/06/2018		
<b>Loan Amount</b>	XDR	20,400,000.00							
05/05/2009	Opening Balance	Loan Curr	XDR	DC-LC		0.00	0.00	0.00	0.00
		INR Eqv.	INR	DC-INR		0.00	0.00	0.00	0.00
	05/05/2009	Disb Curr	XDR			0.00	0.00	0.00	0.00
09/11/2010	GFT	Loan Curr	XDR	DC-LC	0.633641	0.00	0.00	1,267,282.61	1,267,282.61
RF-1	2010000746	INR Eqv.	INR	DC-INR	44.290000	0.00	0.00	88,580,000.00	88,580,000.00
	10/11/2010	Disb Curr	USD			0.00	0.00	2,000,000.00	2,000,000.00
30/08/2011	GFT	Loan Curr	XDR	DC-LC	0.621759	0.00	0.00	179,973.97	179,973.97
RF-2	2011000660	INR Eqv.	INR	DC-INR	46.020000	0.00	0.00	13,320,919.00	13,320,919.00
	05/09/2011	Disb Curr	USD			0.00	0.00	289,459.34	289,459.34
27/04/2012	GFT	Loan Curr	XDR	DC-LC	0.645407	0.00	0.00	131,000.14	131,000.14
RF-3	2012000069	INR Eqv.	INR	DC-INR	52.460000	0.00	0.00	10,647,960.00	10,647,960.00
	30/04/2012	Disb Curr	USD			0.00	0.00	202,972.93	202,972.93
27/09/2012	GFT	Loan Curr	XDR	DC-LC	0.649435	0.00	0.00	377,311.72	377,311.72
RF-4	2012000579	INR Eqv.	INR	DC-INR	53.504000	0.00	0.00	31,085,000.00	31,085,000.00
	28/09/2012	Disb Curr	USD			0.00	0.00	580,984.59	580,984.59
19/10/2012	GFT	Loan Curr	XDR	DC-LC	0.648088	0.00	0.00	68,262.51	68,262.51
RF-5	2012000682	INR Eqv.	INR	DC-INR	52.721000	0.00	0.00	5,553,053.00	5,553,053.00
	23/10/2012	Disb Curr	USD			0.00	0.00	105,329.05	105,329.05
04/10/2013	GFT	Loan Curr	XDR	DC-LC	0.650322	0.00	0.00	386,838.40	386,838.40
RF-6	2013000635	INR Eqv.	INR	DC-INR	62.325500	0.00	0.00	37,073,789.00	37,073,789.00
	08/10/2013	Disb Curr	USD			0.00	0.00	594,841.42	594,841.42
04/10/2013	GFT	Loan Curr	XDR	DC-LC	0.650322	0.00	0.00	198,402.94	198,402.94
RF-7	2013000635	INR Eqv.	INR	DC-INR	62.325499	0.00	0.00	19,014,525.00	19,014,525.00
	08/10/2013	Disb Curr	USD			0.00	0.00	305,084.20	305,084.20
28/01/2014	GFT	Loan Curr	XDR	DC-LC	0.650102	0.00	0.00	356,898.21	356,898.21
RF-8	2013001181	INR Eqv.	INR	DC-INR	62.147000	0.00	0.00	34,117,955.00	34,117,955.00
	29/01/2014	Disb Curr	USD			0.00	0.00	548,987.96	548,987.96
28/01/2014	GFT	Loan Curr	XDR	DC-LC	0.650102	0.00	0.00	54,108.99	54,108.99
RF-9	2013001181	INR Eqv.	INR	DC-INR	62.147000	0.00	0.00	5,172,590.00	5,172,590.00
	29/01/2014	Disb Curr	USD			0.00	0.00	83,231.53	83,231.53
0/10/2014	GFT	Loan Curr	XDR	DC-LC	0.672757	0.00	0.00	812,800.10	812,800.10
RF-10	2014000807	INR Eqv.	INR	DC-INR	61.434800	0.00	0.00	74,223,211.00	74,223,211.00
	13/10/2014	Disb Curr	USD			0.00	0.00	1,208,162.33	1,208,162.33
4/12/2014	GFT	Loan Curr	XDR	DC-LC	0.687040	0.00	0.00	508,820.26	508,820.26
F-11	2014001145	INR Eqv.	INR	DC-INR	61.895500	0.00	0.00	45,839,688.00	45,839,688.00
	05/12/2014	Disb Curr	USD			0.00	0.00	740,598.07	740,598.07
3/12/2014	GFT	Loan Curr	XDR	DC-LC	0.689356	0.00	0.00	345,671.94	345,671.94
F-12	2014001411	INR Eqv.	INR	DC-INR	63.037000	0.00	0.00	31,609,405.00	31,609,405.00
	24/12/2014	Disb Curr	USD			0.00	0.00	501,442.09	501,442.09
<b>Grand Total</b>		<b>Loan Curr</b>	<b>XDR</b>			<b>0.00</b>	<b>0.00</b>	<b>4,687,371.79</b>	<b>4,687,371.79</b>
		<b>INR Eqv.</b>	<b>INR</b>			<b>0.00</b>	<b>0.00</b>	<b>396,238,095.00</b>	<b>396,238,095.00</b>



## Aid Accounts &amp; Audit Division

## Loan Wise Monthly Disbursement Statement of Loans &amp; Grants

As On :21/01/2015

(LC in Millions &amp; Rs. in Crores)

From Date: 1-APR-2008 To Date: 21-JAN-2015 Donor: IFAD Type: ALL Loan/Grant: 710-IN

Sno	Loan/Grant	Agree. Dt	Loan/Grant Amount	Term. Disb. Date	B.E.	Utilisation			% of		Claims in Pipeline	Undrawn Balance
						During The Month	During The Fin. Year	Cum. Drawals	w.r.t. B.E.	w.r.t. L/G Amt		
XDR												
IFAD ( I F A D )												

## Government Loans

1	710-IN	11/12/2008	XDR	20.40	30/06/2018	LC	0.00	4.69	4.69	4.69	0.00	22.98	0.00	15.71
	Women's Empowerment and Livelihoods Programme in the					INR	0.00	39.62	39.62	39.62			0.00	145.08
						USD		7.16	7.16	7.16	0.00	22.98	0.00	
<b>Government Loans Total</b>						INR	0.00	39.62	39.62	39.62			0.00	145.08
<b>IFAD Total</b>						DC	0.00	4.69	4.69	4.69			0.00	15.71
						USD		7.16	7.16	7.16			0.00	
						INR	0.00	39.62	39.62	39.62			0.00	145.08
<b>XDR Total</b>						XDR	0.00	4.69	4.69	4.69				15.71
<b>Grand Total (INR) :</b>							0.00	39.62	39.62	39.62			0.00	145.08

वित्त मंत्रालय  
आर्थिक कार्य विभाग  
सहायता लेखा और लेखापरीक्षा नियंत्रक का कार्यालय  
5वां तल, बी विंग, जनपथ भवन, नई दिल्ली

नई दिल्ली, 29 जनवरी, 2015

सेवा में,

श्री रमेश रणछोड़दास जोशी  
साईधाम एक्सप्रेस हाईवे,  
कांदिवली (पूर्व) मुंबई.- 400101

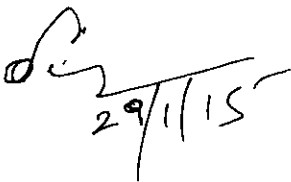
विषय : आवेदन पत्र जो की इस कार्यालय में दिनांक 13.01.2015 को प्राप्त हुआ के तहत सूचना।

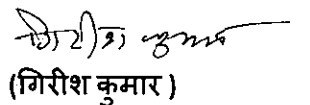
महोदय,

इस कार्यालय में दिनांक 13 जनवरी, 2015 को प्राप्त आपके आवेदन की मद संख्या 3 के सम्बन्ध में सूचित किया जाता है कि भारत देश को दिया गया ऋण पर ब्याज वर्ष 2013-14 से सम्बंधित प्रति आपको इस पत्र के साथ संगलन की जा रही है।

आपका एक और पत्र जो की इस कार्यालय में 23.01.2015 को प्राप्त हुआ है, जिसमें आप ने पूछा है, की ऋण क्यों लिया और किस कारण लिया था ? उसके सम्बन्ध में आपको सूचित किया जाता है. की आप किसी भी कार्य दिवस में इस कार्यालय में आ कर हमारे पास उपलब्ध ऋण सम्बंधित करारो कि प्रतिलिपि निरीक्षण कर सकते है। विदेशी ऋण से सम्बंधित अधिक जानकारी के लिए आप इस कार्यालय की वेबसाइट [aaad.gov.in](http://aaad.gov.in) पर भी लॉगऑन कर सकते है।

संगलन उपरोक्त :

  
29/1/15

  
(गिरीश कुमार)

उप-नियंत्रक सहायता लेखा एवं लेखा परीक्षा  
तथा केंद्रीय जन सूचना अधिकारी

प्रतिलिपि :

1. श्री रोपना खेरा, अनुभाग अधिकारी (RTI), वित्त मंत्रालय (आर्थिक कार्य विभाग), नई दिल्ली  
ID No. 2/22713/RTI/2015 & 2/2712/RTI/2015 dt. 08.01.2015
2. श्री ए.के. प्रधान, अवर सचिव, (एम. आई. विभाग), वित्त मंत्रालय, आर्थिक कार्य विभाग, नार्थ ब्लॉक, नई दिल्ली. सन्दर्भित: पत्र संख्या : 8/23/2012 - FV-VIII dt. जनवरी, 2014.

No.AAAD/Coord./L (2)/2014  
Government of India  
Ministry of Finance  
Department of Economic Affairs  
O/o the Controller of Aid Accounts & Audit  
5<sup>th</sup> FLOOR, B-Wing, Janpath Bhawan

New Delhi, 03<sup>rd</sup> March, 2015.

To,

Shri Abhishek Kumar  
Village-Jhalkhoriya, post-jhalkhoriya,  
Police St. agrer, Distt. Rohtas.  
Bihar 821115


Sir,

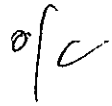
With reference to your online application received in this office on 28<sup>th</sup> February, 2015, it is informed that the total foreign debt on India till end of 2014 is Rs. 4,33,156 crore. You may also log on to our website [aaad.gov.in](http://aaad.gov.in) for detail information about External Assistance.

The address of the First Appellate Authority is given below:-


Shri S G Dastidar, CAA&A & Appellate Authority,  
Ministry of Finance (DEA), Janpath Bhavan, 5<sup>th</sup> Floor, "B" Wing  
New Delhi- 110001.

Yours faithfully,

  
(Neelakantan. R)  
Dy. CAA&A



Copy to: Shri Ropna Kharia, SO.(RTI), Ministry of Finance (DEA), New Delhi-110001, and  
Registration No: DOEAF/R/2015/ 80076.Dated 24.02.2015.

  
4-3-15

No.AAAD/Coord./L (2)/2014  
Government of India  
Ministry of Finance  
Department of Economic Affairs  
O/o the Controller of Aid Accounts & Audit  
5<sup>th</sup> FLOOR, B-Wing, Janpath Bhawan

New Delhi, 03<sup>rd</sup> March, 2015.

To,

Shri Aridass  
51, Arcot Road, Pappanthangal,  
Cheyyar taluk, T.V. Malai Distt..  
Tamil Nadu 604407

Sir,

With reference to your online application received in this office on 26<sup>th</sup> February, 2015, the reply for the information sought by you is as follows:


Regarding the details of loan from World Bank and other countries, the desired information is enclosed. As the loan carries different rate of interest depending upon the tenure period, the interest liability varies from loan to loan. However, the amount of interest paid for the year 2013-14 is also enclosed.

You may also log on to our website [aaad.gov.in](http://aaad.gov.in) for detail information about External Assistance.


In response to the other queries raised by the applicant, it is informed that it is not required under the RTI Act, 2005 to create information, to interpret information or to furnish reply to hypothetical questions.

The address of the First Appellate Authority is given below:-

Shri S G Dastidar, CAA&A & Appellate Authority,  
Ministry of Finance (DEA), Janpath Bhavan, 5<sup>th</sup> Floor, "B" Wing  
New Delhi- 110001.

  
(Neelakantan. R)  
Dy. CAA&A

Copy to : Shri Ropna Kharia, SO (RTI), Ministry of Finance (DEA), New Delhi-110001, and  
Registration No: DOEAF/R/201580068/1.Dated 16.02.2015.

  
11.3.15

**Aid Accounts & Audit Division**  
**Debt Outstanding**

Outstanding as on		31/12/2014		
Donor	Currency	Outstanding LC	Outstanding INR	Outstanding USD
<b>Government Loans</b>				
<b>Multilateral</b>				
ADB	USD	9,145,715,672.41	582,266,561,142	9,145,715,672.41
EECS	GBP	14,543,850.38	1,440,673,096	22,628,787.90
IBRD	USD	8,940,246,511.26	569,185,264,263	8,940,246,511.26
IDA	USD	2,588,116,064.14	164,773,703,282	2,588,116,064.14
IDA	XDR	15,706,249,499.73	1,450,219,270,683	22,778,730,563.38
IFAD	XDR	246,191,218.88	22,731,795,385	357,050,449.38
OPEC	USD	20,784,215.64	1,323,237,481	20,784,215.64
Total Multilateral			2,791,940,505,331	43,853,272,264.11
<b>Bilateral</b>				
GODE	EUR	1,833,182,598.43	142,585,309,143	2,239,600,869.27
GOFR	EUR	301,135,379.40	23,422,370,036	367,897,370.42
GOIT	EUR	278,000.00	21,622,896	339,632.86
GOJP	JPY	1,397,145,316,418.00	740,207,588,638	11,626,510,254.97
GORU	INR	6,192,450,452.99	6,192,450,453	97,265,402.03
GORU	USD	779,376,688.25	49,619,406,546	779,376,688.25
GOSC	CHF	1,047,703.75	67,800,996	1,064,956.62
GOUS	USD	220,669,031.57	14,049,004,229	220,669,031.57
Total Bilateral			976,165,552,937	15,332,724,205.99
Total Government Loans(Multilateral & Bilateral)			3,768,106,058,268	59,185,996,470.10
<b>Non-Government Loans</b>				
<b>Multilateral</b>				
ADB	USD	2,990,014,446.59	190,360,764,749	2,990,014,446.59
IBRD	USD	3,056,208,510.82	194,575,042,946	3,056,208,510.82
IFAD	XDR	13,897,498.64	1,283,210,250	20,155,504.15
Total Multilateral			386,219,017,945	6,066,378,461.56
<b>Bilateral</b>				
GODE	EUR	936,100,580.17	72,810,090,346	1,143,634,941.16
GOFR	EUR	25,512,773.43	1,984,388,620	31,168,978.80
GOJP	JPY	193,375,063,859.00	102,450,108,832	1,609,193,500.92
Total Bilateral			177,244,587,798	2,783,997,420.87
Total Non-Government Loans(Multilateral & Bilateral)			563,463,605,743	8,850,375,882.43
<b>Grand Total(Government &amp; Non-Government)</b>			<b>4,331,569,664,011</b>	<b>68,036,372,352.53</b>

Abbr.: GODE-Germany,GOFR-France,GOIT-Italy,GOJP-Japan,GORU-Russian Federation,GOSC-Switzerland,GOUS-United States of America

Aid, Accounts & Audit Division  
 सहायता लेखा एवं लेखा परीक्षा प्रभाग  
 Interest Payment of Government Loans 2013 - 2014  
 सरकारी ऋण के ब्याज का भुगतान 2013 - 2014

		INR in Crore And LC in Millions	
Donor	LC	2013 - 2014	
Asian Development Bank			
Total	USD	51.43	
Total	INR	309.28	
E.E. C.(SAC)			
Total	GBP	0.07	
Total	INR	0.64	
Germany			
Total	EUR	23.86	
Total	INR	195.27	
France			
Total	EUR	4.97	
Total	INR	41.01	
Japan			
Total	JPY	21,702.77	
Total	INR	1,316.89	
Russian Federation			
Total	USD	40.59	
Total	INR	244.36	
Switzerland			
Total	CHF	0.11	
Total	INR	0.72	
United States of America			
Total	USD	7.94	
Total	INR	48.73	
I B R D			
Total	USD	61.85	
Total	INR	378.70	
I D A			
Total	USD	22.03	
Total	INR	133.53	
I D A			
Total	XDR	117.15	
Total	INR	1,073.67	
I F A D			
Total	XDR	1.92	
Total	INR	17.28	
OPEC			
Total	USD	0.40	
Total	INR	2.48	
<b>Grand Total (INR)</b>		<b>3,762.56</b>	
Grand Total(CHF)		0.11	
Grand Total(EUR)		28.83	
Grand Total(GBP)		0.07	

No.AAAD/Coord./L (2)/2014  
Government of India  
Ministry of Finance  
Department of Economic Affairs  
O/o the Controller of Aid Accounts & Audit  
5<sup>th</sup> FLOOR, B-Wing, Janpath Bhawan

New Delhi, 03<sup>rd</sup> March, 2015.

To,

Shri Suresha. I  
S/o Lingaraju, Uppanahalli village shettalli,  
Post Kirugavalu, hobli Malavalli tallok,  
Mandya Distt.  
Karnataka - 571430


Sir,


With reference to your online application received in this office on 26<sup>th</sup> February, 2015, it is informed that the information sought by you regarding the total foreign debt on India till end of 2014 is enclosed. You may also log on to our website [aaad.gov.in](http://aaad.gov.in) for detail information about External Assistance.

The address of the First Appellate Authority is given below:-


Shri S G Dastidar, CAA&A & Appellate Authority,  
Ministry of Finance (DEA), Janpath Bhavan, 5<sup>th</sup> Floor, "B" Wing  
New Delhi- 110001.

Yours faithfully,

  
(Neelakantan. R)  
Dy. CAA&A



Copy to: Shri Ropna Kharia, SO (RTI), Ministry of Finance (DEA), New Delhi-110001, and  
Registration No: DOEAF/R/2015/ 80045.Dated 30.01.2015.

  
3-3-15

**Aid Accounts & Audit Division**  
**Debt OutStanding**

Outstanding as on		31/12/2014		
Donor	Currency	Outstanding LC	Outstanding INR	Outstanding USD
<b>Government Loans</b>				
<b>Multilateral</b>				
ADB	USD	9,145,715,672.41	582,266,561,142	9,145,715,672.41
EECS	GBP	14,543,850.38	1,440,673,096	22,628,787.90
IBRD	USD	8,940,246,511.26	569,185,264,263	8,940,246,511.26
IDA	USD	2,588,116,064.14	164,773,703,282	2,588,116,064.14
IDA	XDR	15,706,249,499.73	1,450,219,270,683	22,778,730,563.38
IFAD	XDR	246,191,218.88	22,731,795,385	357,050,449.38
OPEC	USD	20,784,215.64	1,323,237,481	20,784,215.64
<b>Total Multilateral</b>			<b>2,791,940,505,331</b>	<b>43,853,272,264.11</b>
<b>Bilateral</b>				
GODE	EUR	1,833,182,598.43	142,585,309,143	2,239,600,869.27
GOFR	EUR	301,135,379.40	23,422,370,036	367,897,370.42
GOIT	EUR	278,000.00	21,622,896	339,632.86
GOJP	JPY	1,397,145,316,418.00	740,207,588,638	11,626,510,254.97
GORU	INR	6,192,450,452.99	6,192,450,453	97,265,402.03
GORU	USD	779,376,688.25	49,619,406,546	779,376,688.25
GOSC	CHF	1,047,703.75	67,800,996	1,064,956.62
GOUS	USD	220,669,031.57	14,049,004,229	220,669,031.57
<b>Total Bilateral</b>			<b>976,165,552,937</b>	<b>15,332,724,205.99</b>
<b>Total Government Loans(Multilateral &amp; Bilateral)</b>			<b>3,768,106,058,268</b>	<b>59,185,996,470.10</b>
<b>Non-Government Loans</b>				
<b>Multilateral</b>				
ADB	USD	2,990,014,446.59	190,360,764,749	2,990,014,446.59
IBRD	USD	3,056,208,510.82	194,575,042,946	3,056,208,510.82
IFAD	XDR	13,897,498.64	1,283,210,250	20,155,504.15
<b>Total Multilateral</b>			<b>386,219,017,945</b>	<b>6,066,378,461.56</b>
<b>Bilateral</b>				
GODE	EUR	936,100,580.17	72,810,090,346	1,143,634,941.16
GOFR	EUR	25,512,773.43	1,984,388,620	31,168,978.80
GOJP	JPY	193,375,063,859.00	102,450,108,832	1,609,193,500.92
<b>Total Bilateral</b>			<b>177,244,587,798</b>	<b>2,783,997,420.87</b>
<b>Total Non-Government Loans(Multilateral &amp; Bilateral)</b>			<b>563,463,605,743</b>	<b>8,850,375,882.43</b>
<b>Grand Total(Government &amp; Non-Government)</b>			<b>4,331,569,664,011</b>	<b>68,036,372,352.53</b>

Abbr.: GODE-Germany,GOFR-France,GOIT-Italy,GOJP-Japan,GORU-Russian Federation,GOSC-Switzerland,GOUS-United States of America